


Marine Farming Lease No.: 055
Locality: Long Bay
MFDP: Turrakana / Tasman Peninsula and Norfolk Bay
Lease Operated By: Tassal
Data Description: Monthly Pen Bay feed and nitrogen inputs (t) - Aggregated.
Data compiled: 17102025
Data File Ref: RTI - MFL55 Long Bay - Feed & N (Jan2020-Sep2025) - Aggregated- 171025.xlsx

| YEAR | MONTH | Lease CODE | Sum of Feed (Tonnes) | Sum of Nitrogen Calc (actual N emissions) Tonnes | Sum of Nitrogen Calc (4.25% TDF) Tonnes |
|------|-------|------------|----------------------|--|---|
| 2020 | Jan | 55 | 383.88 | 15.98 | 16.31 |
| | Feb | 55 | 373.17 | 13.82 | 15.86 |
| | Mar | 55 | 18.09 | 0.62 | 0.77 |
| | Sep | 55 | 22.21 | 1.03 | 0.94 |
| | Oct | 55 | 166.13 | 6.65 | 7.06 |
| | Nov | 55 | 259.69 | 10.35 | 11.04 |
| | Dec | 55 | 345.96 | 13.04 | 14.70 |
| 2021 | Jan | 55 | 275.35 | 10.23 | 11.70 |
| | Feb | 55 | 301.75 | 10.36 | 12.82 |
| | Mar | 55 | 271.79 | 9.03 | 11.55 |
| | Apr | 55 | 17.41 | 0.56 | 0.74 |
| | Sep | 55 | 38.36 | 1.68 | 1.63 |
| | Oct | 55 | 149.49 | 6.47 | 6.35 |
| | Nov | 55 | 220.33 | 9.32 | 9.36 |
| | Dec | 55 | 244.68 | 9.79 | 10.40 |
| 2022 | Jan | 55 | 278.00 | 10.62 | 11.82 |
| | Feb | 55 | 235.44 | 8.05 | 10.01 |
| | Mar | 55 | 137.39 | 4.69 | 5.84 |
| | Aug | 55 | 3.40 | 0.16 | 0.14 |
| | Sep | 55 | 73.01 | 3.24 | 3.10 |
| | Oct | 55 | 174.37 | 7.56 | 7.41 |
| | Nov | 55 | 239.32 | 9.86 | 10.17 |
| | Dec | 55 | 291.64 | 11.23 | 12.39 |
| 2023 | Jan | 55 | 331.98 | 12.16 | 14.11 |
| | Feb | 55 | 206.55 | 7.05 | 8.78 |
| | Mar | 55 | 6.02 | 0.21 | 0.26 |
| | Nov | 55 | | | |
| | Dec | 55 | | | |
| 2024 | Jan | 55 | | | |
| | Feb | 55 | | | |
| | Mar | 55 | | | |
| | Apr | 55 | | | |
| | May | 55 | | | |
| | Nov | 55 | | | |
| | Dec | 55 | | | |
| 2025 | Jan | 55 | | | |
| | Feb | 55 | | | |
| | Mar | 55 | | | |
| | Apr | 55 | | | |



RELEASE - EPA

RTI - D


Marine Farming Lease No.: 055
Locality: Long Bay
MFDP: Turrakana / Tasman Peninsula and Norfolk Bay
Lease Operated By: Tassal
Data Description: Lease specific feed and nitrogen inputs averaged across the total number of actively fed pen bays on the lease each month (t).
Data compiled: 15092025
Data File Ref: RTI - MFL55 Long Bay - Feed & N (Jan2020-Sep2025) - 150905.xlsx

| YEAR | MONTH | Count of PenBayID | Sum of Feed (Tonnes) | Sum of Nitrogen Calc (actual N emissions) Tonnes | Sum of Nitrogen Calc (4.25% TDF) Tonnes |
|------|-------|-------------------|----------------------|--|---|
| 2020 | Jan | 16 | 383.88 | 15.98 | 16.31 |
| | Feb | 16 | 373.17 | 13.82 | 15.86 |
| | Mar | 7 | 18.09 | 0.62 | 0.77 |
| | Sep | 16 | 22.21 | 1.03 | 0.94 |
| | Oct | 16 | 166.13 | 6.65 | 7.06 |
| | Nov | 16 | 259.69 | 10.35 | 11.04 |
| | Dec | 16 | 345.96 | 13.04 | 14.70 |
| 2021 | Jan | 16 | 275.35 | 10.23 | 11.70 |
| | Feb | 16 | 301.75 | 10.36 | 12.82 |
| | Mar | 16 | 271.79 | 9.03 | 11.55 |
| | Apr | 6 | 17.41 | 0.56 | 0.74 |
| | Sep | 15 | 38.36 | 1.68 | 1.63 |
| | Oct | 15 | 149.49 | 6.47 | 6.35 |
| | Nov | 15 | 220.33 | 9.32 | 9.36 |
| | Dec | 15 | 244.68 | 9.79 | 10.40 |
| 2022 | Jan | 15 | 278.00 | 10.62 | 11.82 |
| | Feb | 15 | 235.44 | 8.05 | 10.01 |
| | Mar | 14 | 137.39 | 4.69 | 5.84 |
| | Aug | 8 | 3.40 | 0.16 | 0.14 |
| | Sep | 15 | 73.01 | 3.24 | 3.10 |
| | Oct | 15 | 174.37 | 7.56 | 7.41 |
| | Nov | 15 | 239.32 | 9.86 | 10.17 |
| | Dec | 15 | 291.64 | 11.23 | 12.39 |
| 2023 | Jan | 15 | 331.98 | 12.16 | 14.11 |
| | Feb | 15 | 206.55 | 7.05 | 8.78 |
| | Mar | 4 | 6.02 | 0.21 | 0.26 |
| | Nov | 15 | s 37 | | |
| | Dec | 15 | | | |
| 2024 | Jan | 15 | | | |
| | Feb | 15 | | | |
| | Mar | 15 | | | |
| | Apr | 8 | | | |
| | May | 8 | | | |
| | Nov | 16 | | | |
| | Dec | 16 | | | |
| 2025 | Jan | 16 | | | |
| | Feb | 16 | | | |
| | Mar | 7 | | | |
| | Apr | 3 | | | |

PLEASE - EPA
 RTI - DI

Marine Farming Lease No.: 055
Locality: Long Bay
MFPD: Turrakana / Tasman Peninsula and Norfolk Bay
Lease Operated By: Tassal
Data Description: Lease specific feed and nitrogen inputs averaged across the total number of actively fed pen bays on the lease each month (t).
Data compiled: 15092025
Data File Ref: RTI - MFL55 Long Bay - Feed & N (Jan2020-Sep2025) - 150905.xlsx

| YEAR | MONTH | Count of PenBayID | Average of Feed (Tonnes) | Average of Nitrogen Calc (actual N emissions) Tonnes | Average of Nitrogen Calc (4.25% TDF) Tonnes |
|------|-------|-------------------|--------------------------|--|---|
| 2020 | Jan | 16 | 23.99 | | 1.00 |
| | Feb | 16 | 23.32 | | 0.86 |
| | Mar | 7 | 2.58 | | 0.09 |
| | Sep | 16 | 1.39 | | 0.06 |
| | Oct | 16 | 10.38 | | 0.42 |
| | Nov | 16 | 16.23 | | 0.65 |
| | Dec | 16 | 21.62 | | 0.81 |
| 2021 | Jan | 16 | 17.21 | | 0.64 |
| | Feb | 16 | 18.86 | | 0.65 |
| | Mar | 16 | 16.99 | | 0.56 |
| | Apr | 6 | 2.90 | | 0.09 |
| | Sep | 15 | 2.56 | | 0.11 |
| | Oct | 15 | 9.97 | | 0.43 |
| | Nov | 15 | 14.69 | | 0.62 |
| | Dec | 15 | 16.31 | | 0.65 |
| 2022 | Jan | 15 | 18.53 | | 0.71 |
| | Feb | 15 | 15.70 | | 0.54 |
| | Mar | 14 | 9.81 | | 0.34 |
| | Aug | 8 | 0.43 | | 0.02 |
| | Sep | 15 | 4.87 | | 0.22 |
| | Oct | 15 | 11.62 | | 0.50 |
| | Nov | 15 | 15.95 | | 0.66 |
| | Dec | 15 | 19.44 | | 0.75 |
| 2023 | Jan | 15 | 22.13 | | 0.81 |
| | Feb | 15 | 13.77 | | 0.47 |
| | Mar | 4 | 1.51 | | 0.05 |
| | Nov | 15 | | | |
| | Dec | 15 | | | |
| 2024 | Jan | 15 | | | |
| | Feb | 15 | | | |
| | Mar | 15 | | | |
| | Apr | 8 | | | |
| | May | 8 | | | |
| | Nov | 16 | | | |
| | Dec | 16 | | | |
| 2025 | Jan | 16 | | | |
| | Feb | 16 | | | |
| | Mar | 7 | | | |
| | Apr | 3 | | | |



RTI - DL

LEASE - EPA


Marine Farming Lease No.: 055
Locality: Long Bay
MFDP: Turrakana / Tasman Peninsula and Norfolk Bay
Lease Operated By: Tassal
Data Description: Lease specific monthly feed and nitrogen inputs (forecast - production planning) (t).
Data compiled: 15092025
Data File Ref: RTI - MFL55 Long Bay - Feed & N (Jan2020-Sep2025) - 150905.xlsx

| DataCode | EPA Regions | Year | Month | Forecast Feed (t) | Forecast Nitrogen (t) (actual PD) | Forecast Nitrogen (t) (4.25% TDF) | | | | |
|---------------|-------------|---------------|-------|-------------------|-----------------------------------|-----------------------------------|------------|------------|------------|------------|
| TAS(TPNB055)4 | | 2020 | Jan | | [REDACTED] | [REDACTED] | | | | |
| | | | Feb | | | | | | | |
| | | | Aug | | | | | | | |
| | | | Sep | | | | | | | |
| | | | Oct | | | | | | | |
| | | | Nov | | | | | | | |
| | | | Dec | | | | | | | |
| | | | 2021 | Jan | | | | | | |
| | | | Feb | | | | | | | |
| | | | Aug | | | | | | | |
| | | | Sep | | | | | | | |
| | | | Oct | | | | | | | |
| | | Nov | | | | | | | | |
| | | Dec | | | | | | | | |
| | | 2022 | Jan | | | | | | | |
| | | Feb | | | | | | | | |
| | | Aug | | | | | | | | |
| | | Sep | | | | | | | | |
| | | Oct | | | | | | | | |
| | | Nov | | | | | | | | |
| | | Dec | | | | | | | | |
| | | TAS(TPNB055)5 | | 2020 | | | Aug | | [REDACTED] | [REDACTED] |
| | | | | | | | Sep | | | |
| | | | | | | | Oct | | | |
| Nov | | | | | | | | | | |
| Dec | | | | | | | | | | |
| 2021 | Jan | | | | | | | | | |
| Feb | | | | | | | | | | |
| Aug | | | | | | | | | | |
| Sep | | | | | | | | | | |
| Oct | | | | | | | | | | |
| Nov | | | | | | | | | | |
| Dec | | | | | | | | | | |
| 2022 | Jan | | | | | | | | | |
| Feb | | | | | | | | | | |
| Aug | | | | | | | | | | |
| Sep | | | | | | | | | | |
| Oct | | | | | | | | | | |
| Nov | | | | | | | | | | |
| Dec | | | | | | | | | | |
| TAS(TPNB055)6 | | | | 2020 | Oct | | [REDACTED] | [REDACTED] | | |
| | | | | | Nov | | | | | |
| | | | | | Dec | | | | | |
| | | | | 2021 | Jan | | | | | |
| | | | | Feb | | | | | | |
| | | Aug | | | | | | | | |
| | | Sep | | | | | | | | |
| | | Oct | | | | | | | | |
| | | Nov | | | | | | | | |
| | | Dec | | | | | | | | |
| | | 2022 | Jan | | | | | | | |
| | | Feb | | | | | | | | |
| | | Aug | | | | | | | | |
| | | Sep | | | | | | | | |
| | | Oct | | | | | | | | |
| | | Nov | | | | | | | | |
| | | Dec | | | | | | | | |
| | | 2023 | Jan | | | | | | | |
| | | Feb | | | | | | | | |
| | | TAS(TPNB055)7 | | 2020 | Aug | | | | [REDACTED] | [REDACTED] |
| | | | | | Sep | | | | | |
| | | | | | Oct | | | | | |
| | | | | | Nov | | | | | |
| | | | | | Dec | | | | | |
| 2021 | Jan | | | | | | | | | |
| Feb | | | | | | | | | | |

RTI - DL - R

s 37

TAS(TPNB055)8
2021 Jan
Feb
Aug
Sep
Oct
Nov
Dec
2022 Jan
Feb
Aug
Sep
Oct
Nov
Dec
2023 Jan
Feb
Aug
Sep
Oct
Nov
Dec
2021 Aug
Sep
Oct
Nov
Dec
2022 Jan
Feb
Aug
Sep
Oct
Nov
Dec
2023 Jan
Feb
Aug
Sep
Oct
Nov
Dec
2024 Jan
Feb
2021 Oct
Nov
Dec
2022 Jan
Feb
Sep
Oct
Nov
Dec
2023 Jan
Feb
Aug
Sep
Oct
Nov
Dec
2024 Jan
Feb
2022 Jan
Feb
Sep
Oct
Nov
Dec
2023 Jan




RTI-DL-E

s 37

| | |
|----------------|----------|
| | Feb |
| | Sep |
| | Oct |
| | Nov |
| | Dec |
| | 2024 Jan |
| | Feb |
| | Sep |
| | Oct |
| | Nov |
| | Dec |
| TAS(TPNB055)12 | 2022 Aug |
| | Sep |
| | Oct |
| | Nov |
| | Dec |
| | 2023 Jan |
| | Feb |
| | Sep |
| | Oct |
| | Nov |
| | Dec |
| | 2024 Jan |
| | Feb |
| | Sep |
| | Oct |
| | Nov |
| | Dec |
| | 2025 Jan |
| | Feb |
| TAS(TPNB055)13 | 2022 Aug |
| | Sep |
| | Oct |
| | Nov |
| | Dec |
| | 2023 Jan |
| | Feb |
| | Sep |
| | Oct |
| | Nov |
| | Dec |
| | 2024 Jan |
| | Feb |
| | Sep |
| | Oct |
| | Nov |
| | Dec |
| | 2025 Jan |
| | Feb |
| TAS(TPNB055)14 | 2022 Oct |
| | Nov |
| | Dec |
| | 2023 Jan |
| | Feb |
| | Sep |
| | Oct |
| | Nov |
| | Dec |
| | 2024 Jan |
| | Feb |
| | Sep |
| | Oct |
| | Nov |
| | Dec |
| | 2025 Jan |
| | Feb |
| | Sep |
| | Oct |
| | Nov |
| | Dec |
| TAS(TPNB055)15 | 2023 Jan |
| | Feb |
| | Aug |
| | Sep |
| | Oct |
| | Nov |
| | Dec |
| | 2024 Jan |
| | Feb |
| | Aug |
| | Sep |

RTI-DL-E



Oct
Nov
Dec
2025 Jan
Feb
Aug
Sep
Oct
Nov
Dec

s 37



RTI - DL - RELEASE - EPA