



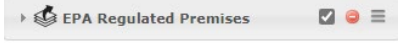





# Searching for Regulatory Documents on LISTmap

All the Permit Conditions Environmental, Environment Protection Notice and Environmental Licences issued by the Director, EPA or EPA Board can be found on LISTmap.

Here are some more detailed instructions to search for legal instruments through LISTmap:

1. Navigate to <https://maps.thelist.tas.gov.au/listmap/app/list/map>

2. Using the Layers button  then the Add Layer+ button  on the right-hand side, open the “Manage Layers” window.
3. Scroll down to “Climate and Environment” category, then open the sub-category “Environment”; or alternative search of “Environment” to narrow the selection before scrolling.
4. Scroll down to “EPA Regulated Premises” and click on the green plus button. 
5. This should bring up a large number of coloured icons  on the map. These are all the premises that have an EPA legal instrument related to their operations.
6. Close the “Manage Layers” window by clicking the **X**.
7. Activity categories may be switched on and off by opening the EPA Regulated Premises layer  to the right of the map and clicking on the various activity categories.
8. If the locations of the searched premises are known, navigate around the map to the desired location and click on the coloured icon associated with the premises. If there is no coloured icon, the premises there may not be a legal instrument and it may not be regulated by EPA. If an icon is present, selecting the icon will bring up a “Identify Results” window.
9. Scroll down in this window to see the summaries of various regulatory documents.
10. Clicking on the blue hyperlink in the “Document Link” row of the table will bring up a copy of the current regulatory document for the premises.
11. If the search premises location(s) are not known, go to the “EPA Regulated Premises” layer legend to the right of the map and click on the corresponding twisty  or  button to expand.
12. Click on the Filter or Search Layer button . This brings up the “Filter or Search Layer” window.
13. Premises may be searched or filtered using the “Fields” in the upper part of the window and selecting the required name or value in the lower “Equals to” window.
14. More advanced searches can be performed by selecting the “Advanced Query” tab.

---

## Environment Protection Authority

GPO Box 1550 Hobart 7001

T (03) 6165 4599

E [enquiries@epa.tas.gov.au](mailto:enquiries@epa.tas.gov.au)

W [www.epa.tas.gov.au](http://www.epa.tas.gov.au)